



Great Innovating, Pride in Healthcare

## Dongguan Great Innovating Co.,Ltd.

Address: Room 401, No.2, Muchang street, Shilong town  
Dongguan city, Guangdong, 523000, China

Tel/ WhatsApp/ Wechat: 0086-18575285875

Email: Luis@greatingmedical.com

www.greatingmedical.com



## Factory photo



## About us

Dongguan Great Innovating Co.,Ltd. locates at Dongguan city, in the middle of Guangzhou and Shenzhen, providing really convenient traffic.

Our main products are Senior and middle senior nursing bed, Electric bed, Hydraulic stretcher, Medicine trolley, Cabinet, and also other accessory parts. There are three characteristic of our products: novel design, reliable capability and beautiful appearance, depending on which, we gain the trust of both domestic and foreign customers, selling the products well all around the world.

Concept of our company is: "Quality Best, Reputation First, and Focusing on the service". We will make every endeavor to supply high quality products and corresponding services. All customers who are interested in our products are welcomed to visit our factory and discuss about the future cooperation.



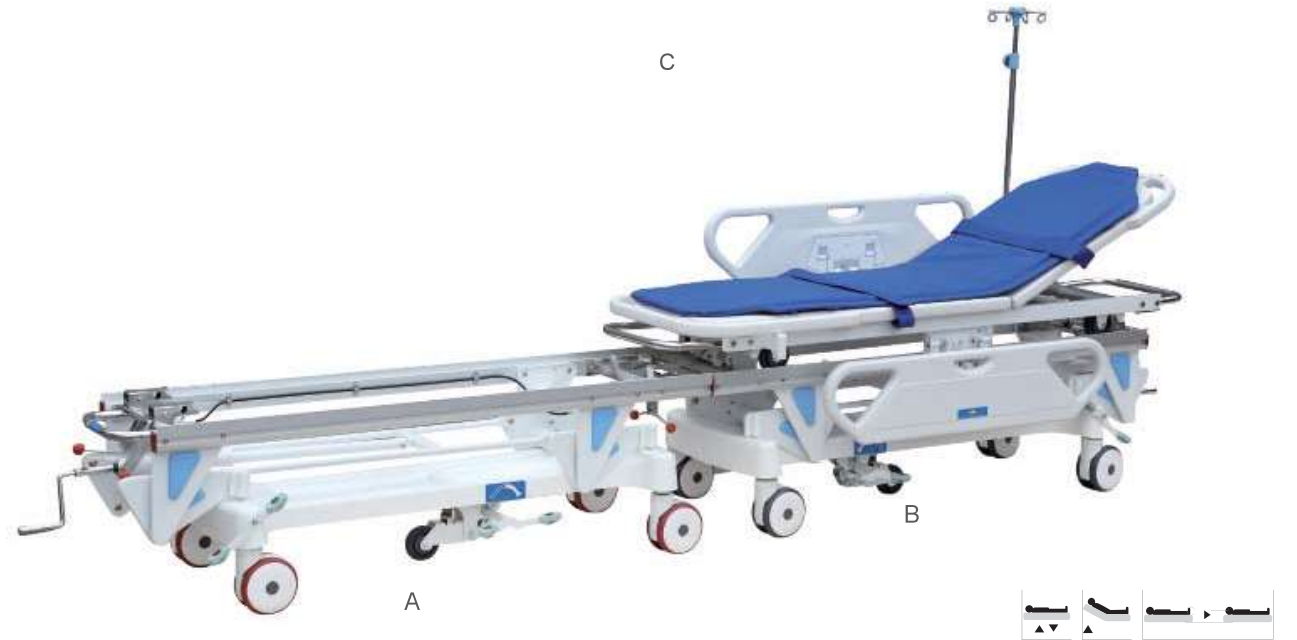
## Certificate: CE ISO FDA



## GI-5D

### Connecting Transfer Stretcher For Operation Room

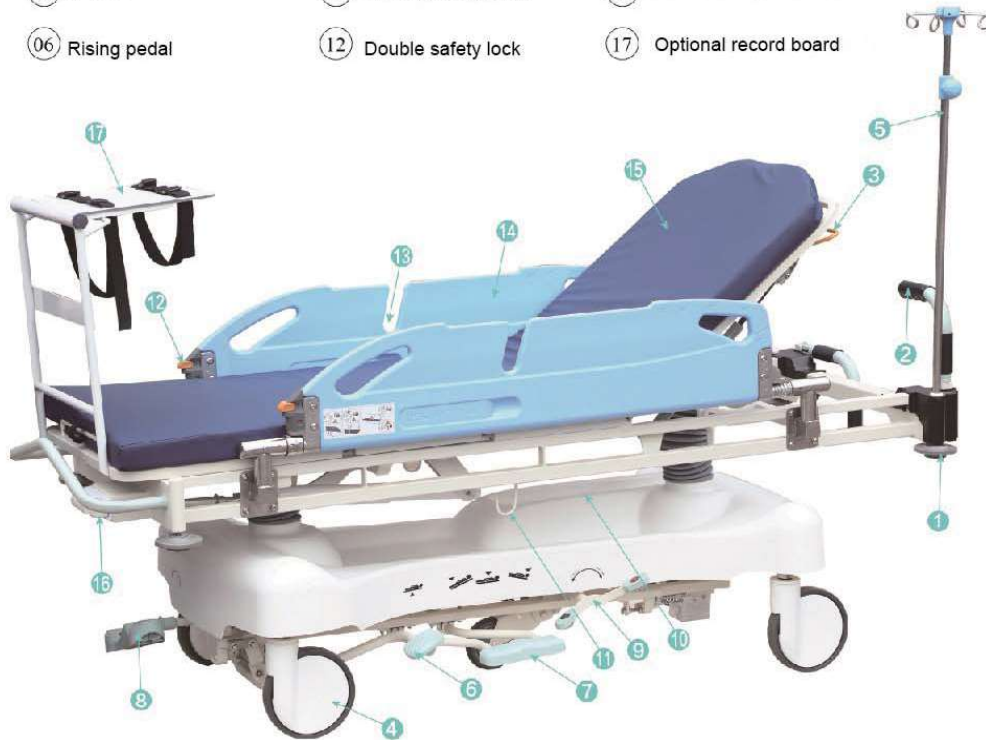
- ① It is a manual connecting Transfer Stretcher, can be used to defend cross-infection
- ② Cart A inside the operation room, Cart B outside, adjusting them to the same height then push Cart B to Cart A, two carts will be connected, following the orbit part C can be pushed from one cart to another, and VICE VERSA
- ③ Dimension:  
Cart A&B connected: 3650\*840mm (L\*W)  
Height adjustment (Bed board C to ground): 64-97cm
- ④ Back-rest lifting angle: 0~70°
- ⑤ Drop-down protective railing, PP bed board produced by blowing molding
- ⑥ Net Weight: 139kg
- ⑦ Standard accessories: Mattress, I.V. Pole



# GI-5C

It is a multifunctional transfer stretcher.

- 01 Side bumper
- 02 Push handle
- 03 Back lift operating lever
- 04 Central lock caster
- 05 IV pole
- 06 Rising pedal
- 07 Falling pedal and Tilt function pedal
- 08 Central lock pedal
- 09 Fifth wheel pedal
- 10 oxygen bottle holder
- 11 Drainage bag hook
- 12 Double safety lock
- 13 T shape design
- 14 Rotary side rails
- 15 Mattress
- 16 Crank for leg rest
- 17 Optional record board



### Rotary side rails

Side rails can be set at horizontal position for drip and puncture, 10kg capacity, concave design can prevent catheter slide.



### IV Pole

Foldable IV pole



### Central lock pedal Fifth wheel pedal

Lock pedal at four side  
Fifth direction wheels



### Back lift operating lever

Yellow lifting handle for back rest



### Conductive caster

200mm diameter caster, one conductive caster



### Bed body position display



### Mattress

70mm thickness waterproof mattress



### Fifth wheel

Tifth direction wheel



### Push handle

P shapr push handle and head foot side, easy to push the stretcher



### Double safety lock

Rotary side rails have double safety lock to adjust the side rail position, very safety



Size: 188\*62\*56-89cm  
Back rest: 0-90 degree  
Knee rest: 0-40 degree

Tilt and anti tile: 0-18 degree  
Height range: 56-89cm  
Mattress: 186\*60\*7cm  
Recording board: 30\*40cm  
Size for oxygen bottle: 140mm 4L

## GI-5C2

## 01 Back lift

Using gas spring to lift.

## 02 Oxygen bottle holder

Oxygen capacity 500 liters  
(Diameter 105-115mm)

## 03 Horizontal position for side rails

Side rails can be fixed at a horizontal position for drip and puncture. Pressure for 10kg.



## 04 Base cover

Two sections for base cover, 6 leaking holes, loading capacity 10kg.

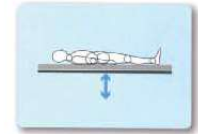
## 05 German TENTE casters with central lock

150mm diameter casters with lock pedal on four corners. Grounding effect.



## 06 New style side rails

Concave design can prevent catheter slide



## 07 Bed body

Direction of travel at a glance.

## 08 Movable mattress

Three sections. Fabric can be washed, electrostatic prevention.

## 09 W shape safety lock

Set a safety lock on the foot side, improved security.



## 10 Fifth Wheel

Easy controlling the direction of the bed when it's moving.



## How to move a patient from a bed to a stretcher cart by one nurse



1. Put the stretcher cart near the bed, make sure all casters are locked, then let the stretcher cart lower than the bed in order to move the patient.



2. Let the patient lie on the side, and then the movable mattress is tilted in patients below.



3. Use the movable mattress to slowly moving the patient to the stretcher cart from the bed.



4. Erecting the stretcher cart side rails, and make sure the patient is tied up in bed, and then unlock the casters.

## GI-5C3

Transfer stretcher



Size: 212\*80\*63~93cm  
 Back rest: 0°~≥70°  
 Leg rest: 0°~≥30°  
 Trendelenburg: 0°~≥12°  
 Anti-Trendelenburg: 0°~≥12°  
 Load capacity: 250Kg  
 Diameter Of Centrally Silent Castor φ20cm  
 Shock Proof System Fifth Wheel  
 Two Hydraulic Pumps  
 Hydraulic Control Panel  
 Backrest May X-ray (electric Panel Made In America)  
 Aluminum Alloy Side Rail  
 Mattress  
 Iv Pole  
 Weight Reading System  
 Accuracy Of Measurement 0.1kg  
 Top Coat: Electrostatic Powder Coating  
 Bed Frame: Cold-rolled Steel Tube

# Gi

## GI-5C4

Transfer Stretcher



- ① A manual transfer stretcher with double hydraulic system .5 functions available by hydraulic and gas spring and crank system together
- ② A pair of push-handles at the head and foot side , help user to move the stretcher
- ③ Central-lock castors, diameter 150mm. Matched with direction castor under the chassis, help user easy control the stretcher direction
- ④ Dimension :  
 Overall dimension: 2050\*750mm(L\*W)  
 Height adjustment(Bed board to ground): 850~625mm  
 Size of bed board: 1930\*630mm(L\*W)  
 Back-rest lifting angle: 0~60°  
 Leg-rest lifting angle: 0~40°  
 Trendelenburg&Rev.Trendelenburg angle: 0~13°
- ⑤ Collapsible Stainless steel protective railing  
 Bed board for X-ray examination
- ⑥ Net Weight: 105kg
- ⑦ Standard accessory: I.V. pole



## GI-4C

Transfer Stretcher



- ① A manual transfer stretcher with double hydraulic system  
Functions operated by step the foot pedals
- ② Bright arrow symbols direct the user how to operate clearly
- ③ Central-lock castors, diameter 150mm. Matched with direction castor under the chassis help user easy control the stretcher direction
- ④ Dimension:  
Overall dimension: 1905\*750mm(L\*W)  
Height adjustment(Bed board to ground): 815-580mm  
Size of bed board: 1905\*610mm(L\*W)  
Back-rest lifting angle: 0-60° ± 5°  
Trendelenburg&Rev. Trendelenburg angle: 0-13°
- ⑤ Drop-down protective railing, PP bed board produced by blowing molding
- ⑥ Net Weight: 82kg
- ⑦ Standard accessories: Mattress, I.V. pole



## GI-3C

Transfer stretcher



- ① A type of manual transfer stretcher. Single crank for height adjustment  
Turn by clockwise, stretcher will be up; Turn by anti-clockwise, stretcher will be down
- ② Bright arrow symbols direct the user how to operate clearly
- ③ Central-lock castors, diameter 150mm. Matched with direction castor under the chassis, help user easy control the stretcher direction

Size: 193\*64\*50-90cm  
Back rest: 0~70°  
Load Capacity: 250kg  
Shock Proof system Fifth Wheel & Centrally Silent Castor.(Diameter:15cm)  
PP Bed Base  
PP side rail  
Mattress(optional)  
IV POLE



**Transfer Stretcher Model:GI-3C2**  
L193\*W65\*H52~82cm



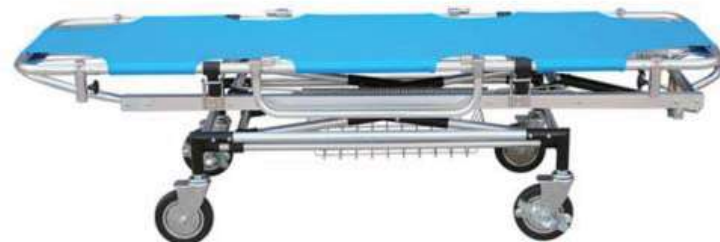
**Transfer Stretcher Model:GI-3L**

Made of high-strength aluminum alloy thick-wall pipe.  
Surface can be separated from the bed, and it can be used as a stretcher.  
Adjustable height by handle at the head side.  
Head can be lifted up to 60°.

Size: L190\*55\*54~88cm



**Transfer Stretcher Model:GI-3L2**  
Size: L190\*55\*54~88cm





# GI-501 Hospital bed 8 function

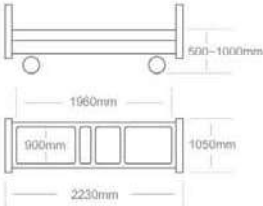
## Bariatric Bed

### Main features

- One button electric CPR
- Bed extension
- Battery backup
- Steering function by fifth wheel
- MS perforated platform with ventilation hole, moulded
- Steering function to manipulate the bed by one person
- ABS head/foot board, detachable
- ABS tuck-away side rail, 4 pieces
- Embedded railing control with nurse lock
- Heavy duty caster, dual sides with diameter of 150mm & Central brake system
- Bumper caster on four corners
- Auto-counter
- I.V. pole
- Urine bag hook

### Options

- Accurate weighing scale
- Bed exit alarm
- Lifting pole
- Auto-regress
- ACP (nurse controller) hanging on foot board
- Night light



## ● GI-502 Hospital bed 5 function ICU

Surface size: length1940mm\*width915mm  
Bed size: length 2180\*1080mm



### 01 Power, nurse call, alarm signal is connected on the terminal

### 02 Ergonomic guardrail



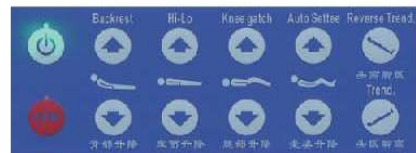
Each corner has one pair of the Orthopedic traction frame holes.

### 03 IV Pole holes

Each corner has the IV pole hole  
When there is no use, it can be stored at the bottom of beds.

### 04 Lifting controller ( for nurse use)

Embedded on the outside of the backrest, can be operated with all the functions.  
The image is easy to recognize and operate.



### 05 Side rails

4 pieces impact-resistant ABS side rails, the backrest and footrest can be operated separately to control the patients.

It uses ABS injection molding, durable and strong enough to resist the impact, smooth and soft, anti-rust.

Safe operation panel, to ensure the nurse safety.



### 06 Lifting controller ( for patient use)

Embedded on the outside of the backrest, can be operated with all the functions.

The image is easy to recognize and operate.

With the switch of the night light, easy for patients to get out of the beds.

With the switch button of nurse call system, easy to call the nurse.



### 07 Impact-resistant ABS plastic steel bed board

4 pieces detachable impact-resistant ABS plastic steel bed board, uses One injection molding, with the advantage of high load-bearing, easy to clean and disinfect, non-conductive, anti-rust, and easy maintenance.

### 08 Electric CPR button

With Electric CPR button at the both sides for emergency, the bed surface can be flat in a second.



### 09 II Wheels

5"central-braking wheels

### 10 Central-braking system

The central-braking system is easy to operate and be flexible, and there is a dust cover on the outside of the wheel to prevent the hair from getting into the axle.

### 11 Headboards/footboards tightening device

The tightening device is fixed with a rotary plate and is easy to operate. When push bed, the end of the bed board will not shake and sound easily.

### 12 Intelligent LCD control panel




### 13 Impact ABS headboard/footboard

Resistant ABS material injection molding, easy to clean, ergonomic design Push handle to facilitate push, quickly removed in emergency

## ● GI-503 Hospital bed 5 function ICU

Overall size: 2175mm\*1100mm  
Overall width: 990mm



### 01 Split up and down side rail

The new split is comply with safety standards IEC60601-2-52, gap between front and rear pieces narrowed, without the need of guardrail barrier, move the same time as the action of bed movement, the maximum protection of the safety of patients.



### 02 Operator

Special operation panels on both sides of guardrail to facilitate the operation of medical personnel, the panel is equipped with remote control lock button to prevent misuse of patients. Add a safe position indicator light, when the bed body is set in the lowest position, the display green light to facilitate medical staff to confirm the safety of position at night patrol.



### 03 New safety guardrail

The guardrail can be only operated from outside, but not internal.



### 04 The Ball type angle indicator

The bed comes with a ball-type angle indicator to facilitate medical staff to confirm.



### 05 Manual CPR

Bed with manual CPR on both sides, in case of emergency or power failure, can make the bed board in the ascendant state quickly return to the horizontal state.



### 06 Handhold operator

Equipped with a hand-held remote control, operating freely.



### 07 Ergonomic guardrail

The upper part of the guardrail is the shape easy to hold, patient can stand up when the help bar. (can put mobile phone glasses, etc.)



### 08 Binding device

Under the bed board, comes with binding devices, 5 pcs each side.

### 09 Drainage bag hook

Both sides of the bed board, a total four drainage bag hooks.



### 10 Back bed board C-type rise

The back plate is C-way rise, can effectively reduce the long-term bedridden patients suffering from pressure ulcers, preventing posture down.



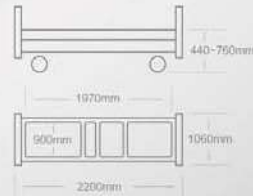
### 11 Central locking system

Germany TENTF diameter 125mm medical double-sided casters with locking, free, directional three-stage central control locking device, anti-corrosion, good acid resistance.

### Four motor bed position function display:



## GI-504 Hospital Bed



### Main features

- ABS head/foot board, detachable
- ABS tuck-away side rail, 4 pieces
- Embedded rolling control
- Bed angle indicator
- Manual CPR release accessible on both sides
- MS perforated platform with ventilation hole, moulded
- Heavy duty caster, dual sides with diameter of 125mm
- Bumper caster on four corners
- Central brake system
- ABS base cover
- ABS soft connection between the section joints
- Battery backup
- Auto-counter
- I.V. pole
- Urine bag hook

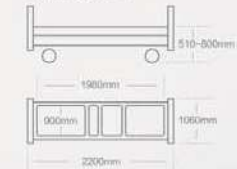


D7S



### Main features

- ABS head/foot board, detachable
- ABS tuck-away side rail, 4 pieces
- MS perforated platform with ventilation hole, moulded
- Divided foot section for individual leg traction
- Full aluminum alloy traction frame
- Hand remote control
- Heavy duty caster, single side with diameter of 125mm
- Central brake system
- Battery backup
- I.V. pole
- Urine bag hook




## GI-505 Hospital Bed



### Main features

- ABS head/foot board, detachable with bumper on four corners
- Hand remote control
- Heavy duty caster, diameter of 125mm, with dust-proof cover, two with brake
- MS perforated platform with ventilation hole, moulded
- Collapsible aluminum alloy railing
- Auto-counter
- I.V. pole
- Urine bag hook

## GI-506 Hospital Bed



**Hospital Bed GI-507**  
Size: L2150\*W1050\*H460-750mm



**Hospital Bed GI-509**  
Size: L2150\*W1050\*H460-750mm



**Hospital Bed GI-508**  
Size: L2150\*W1050\*H460-750mm



**Hospital Bed GI-510**  
Size: L2150\*W1050\*H460-750mm



### GI-301

### Hospital Bed Three Functions



#### Specification:

L2150\*W1050\*H460-720mm

#### Standard Accessory:

- Detachable ABS head/foot board
- Collapsible ABS guardrails
- Embedded rails control
- Integrated stamping frame and mattress base are made of steel epoxy
- Mattress base with ABS Cover detachable
- I.V. Pole & Drainage hook with PU cover
- Center control lock

#### Optional accessory:

Mattress & over-bed table & bedside cabinet & Back-up battery & CPR control

### GI-303

### Hospital Bed Three Functions



#### Specification:

L2150\*W1050\*H460-720mm

#### Standard Accessory:

- Detachable ABS head/foot board
- Collapsible ABS guardrails
- Integrated stamping frame and mattress base are made of steel epoxy
- I.V. Pole & Drainage hook with PU cover
- Heavy duty caster with brakes 5"
- Handset 1pc

#### Optional accessory:

Mattress & over-bed table & bedside cabinet & Back-up battery & CPR control

### GI-302

### Hospital Bed Three Functions



#### Specification:

L2150\*W1050\*H460-720mm

#### Standard Accessory:

- Detachable ABS head/foot board
- Collapsible ABS guardrails
- Integrated stamping frame and mattress base are made of steel epoxy
- I.V. Pole & Drainage hook with PU cover
- Center control lock
- Handset 1 pc

#### Optional accessory:

Mattress & over-bed table & bedside cabinet & Back-up battery & CPR control

### GI-304

### Hospital Bed Three Functions



#### Specification:

L2150\*W950\*H350-690mm

#### Standard Accessory:

- Detachable ABS head/foot board
- Collapsible aluminum alloy guardrails
- Integrated stamping frame and mattress base are made of steel epoxy
- I.V. Pole & Drainage hook with PU cover
- Heavy duty caster with brakes 5"
- Hand remote control

#### Optional accessory:

Mattress & over-bed table & bedside cabinet & Back-up battery & CPR control



**GI-330 Hospital Bed**  
**3 function**  
**L2150\*W950\*H350-690mm**



**GI-332 Hospital Bed**  
**3 function**  
**L2150\*W1050\*H460-750mm**



**GI-331 Hospital Bed**  
**3 function**  
**L2150\*W1050\*H400-720mm**



**GI-333 Hospital Bed**  
**3 function**  
**L2150xW1050xH460-750mm**



**GI-511 Hospital Bed** 5 function Size: L215\*W95\*H45~69cm



**GI-307 Hospital Bed** 3 function



**GI-306 Hospital Bed** 3 function Size: L215\*W95\*H45~69cm



**GI-308 Hospital Bed** 3 function



## GI-201 Hospital bed 2 function



**Specification:**  
L1900\*W900\*H500mm

**Standard Accessory:**

- Detachable ABS head/foot board
- Detachable steel coated guardrails
- Integrated stamping frame and mattress base are made of steel epoxy
- I.V. Pole & Drainage hook with PU cover
- Heavy duty caster with brakes 5"
- Hand remote control

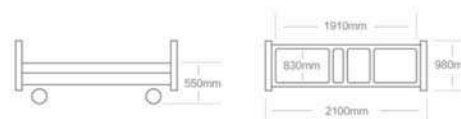
**Optional accessory:**

Mattress & over-bed table & bedside cabinet & Back-up battery & CPR control

## GI-203 Hospital bed 2 function



- ① Steel framework, top class ABS & PP plastic
- ② Overall size: 2100mm(L) \* 980mm(W) \* 475mm Bed board dimension: 1910mm(L)\*830mm(W)
- ③ Two functions controlled by cranks  
Back-rest lifting angle: 0-80°  
Leg-rest lifting angle: 0-45°  
Fixed height: 500mm
- ④ Collapsible Aluminum alloy protective railing; Detachable PP head&foot board
- ⑤ 4pcs universal castor, Φ125mm, individual brake
- ⑥ A Shoe rack under the bed board
- ⑦ Net Weight: 65kg
- ⑧ Standard accessory: I.V.Pole



## GI-202 Hospital bed 2 function



**Specification:**  
L2150\*W950\*H500mm

**Standard Accessory:**

- Detachable ABS head/foot board
- Collapsible aluminum alloy guardrails
- Integrated stamping frame and mattress base are made of steel epoxy
- I.V. Pole & Drainage hook with PU cover
- Heavy duty caster with brakes 5"
- Hand remote control

**Optional accessory:**

Mattress & over-bed table & bedside cabinet & Back-up battery & CPR control



**GI-204 Hospital Bed**  
 2 function  
 Size: L2150\*W950\*H500mm



**GI-232 Hospital Bed**  
 2 function  
 Size: L2150\*W950\*H500mm



**GI-231 Hospital Bed**  
 2 function  
 Size: L2150\*W950\*H500mm



**GI-512 Hospital Bed**  
 5 function  
 Size: L200\*W90\*H55cm

Hospital Bed GI-106



GI-233 Hospital Bed



GI-107 Hospital Bed



GI-16A Hospital Bed Mattress



## GI-101 Hospital bed 1 function



## GI-103 Hospital bed



## GI-102 Hospital bed



## GI-104 Hospital bed



71 Type Emergency Trolley

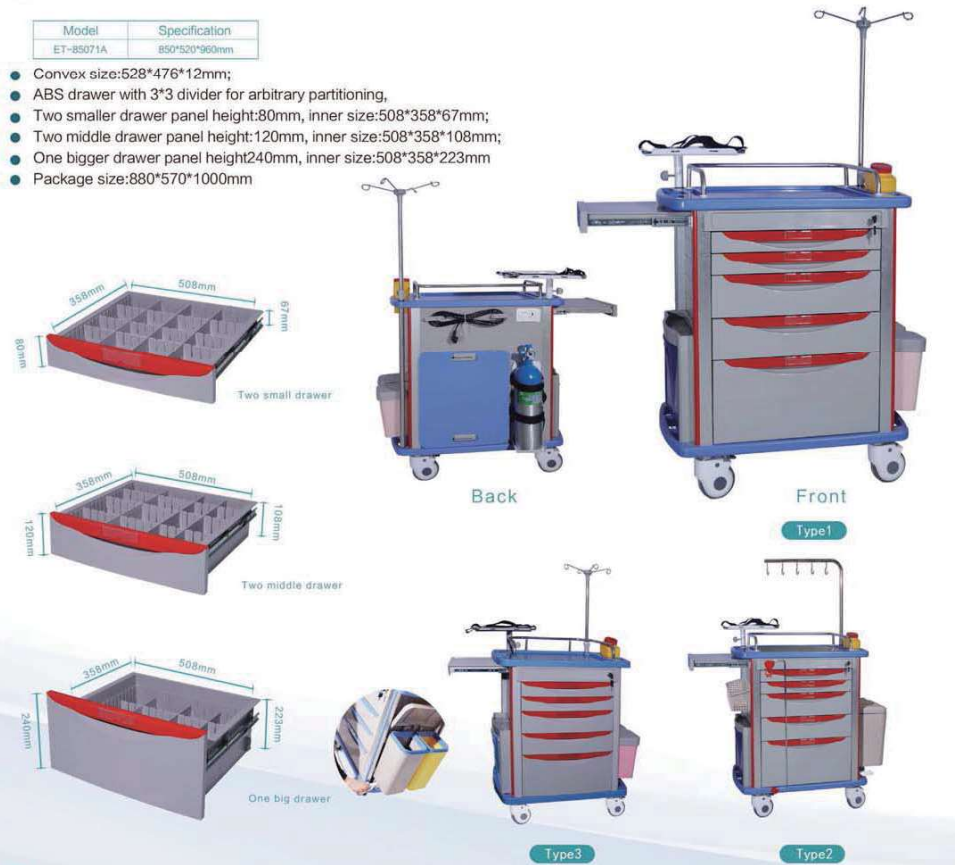
- Mainly made of ABS plastic and steel-plastic, aluminum and stainless steel, easy to clean and corrosion-proof,
- ABS table top with transparent dust-proof pad, convex design avoid dropping down,
- Five-layer swallow-tail-handle drawer with centralized lock and plug-in label to avoid dust,
- Equip with: defibrillator shelf, stretchable IV stand and sliding side shelf for writing, two trash cans, flexible material storage, needle disposal holder, back side: C.P.R board, 5M power line, oxygen tank holder,
- luxurious mute PUR castors with two brakes, flexible and agile, anti-static and wrap-hair-proof.

Model	Specification
ET-75071A	750*475*930mm

- Convex size:512\*433\*12mm,
- ABS drawer with 3\*3 divider for arbitrary partitioning,
- Two smaller drawer panel height: 80mm, inner size:424\*375\*68mm,
- Two middle drawer panel height: 120mm, inner size:424\*375\*110mm,
- One bigger drawer panel height: 240mm, inner size:424\*375\*220mm,
- Package size:790\*540\*980mm

Model	Specification
ET-85071A	850*520*960mm

- Convex size:528\*476\*12mm;
- ABS drawer with 3\*3 divider for arbitrary partitioning,
- Two smaller drawer panel height:80mm, inner size:508\*358\*67mm;
- Two middle drawer panel height:120mm, inner size:508\*358\*108mm;
- One bigger drawer panel height:240mm, inner size:508\*358\*223mm
- Package size:880\*570\*1000mm



Plastic trolley Model: 37B  
Size: 85\*48\*93cm



Plastic trolley Model: 37B3  
Size: 85\*52\*99cm



Plastic trolley Model: 02A  
Size: 85\*52\*101cm



Plastic trolley Model: 71A2  
Size: 85\*52\*96cm



Plastic trolley Model: C21  
Size: 60\*41\*98cm



Plastic trolley Model: 72B  
Size: 80\*59\*89cm

### Bedstand GI-806

Overall size : 48\*48\*76cm  
 Net weight : 10.5kg  
 Gross weight : 11.9kg  
 Volume : 1pc 0.18 CBM



Color: A B C

Bedside cabinet with extra parts

Color: A B C

SS cover Shoes holder Caster with brake Water bottle holder Shoes holder and caster



### GI-807

Overall size : 48\*48\*82cm  
 Net weight : 10.5kg  
 Gross weight : 11.9kg  
 Volume : 1pc 0.18 CBM



Color: A B C

### GI-809 Bedstand

Overall size: 500\*575\*750mm  
 Net weight : 18kg  
 Gross weight: 19.7kg  
 Volume: 1pc 0.23 CBM



### Over bed table B21



### B22



### B23



### B24



### Bedside cabinet with over bed table GI-811



### Medical screen GI-813



### Infusion stand GI-814



### Waiting chair GI-812



### Accompany chair GI-A2



### Infusion chair GI-A3



### Optional Medical Bed Parts

Head and foot board P01



P02



Side rails P11



P12



P03



P04



P13



P14



Bed board P05



Dinner table P06



P15



Caster P07



P08



P09



P10



P16





### Camp Bed GI-F44



With light self-weight and large bearing, it is easy to be folded away. Mainly used for army and field amusement and etc. Camp bed made with reinforced aluminum 1.5mm, carrying bag with handle.  
Fabric : Polyester 600 D  
Technical Features:  
Product Size: 194 x 66 x 41cm  
Folding Size: 90x 12x 20cm  
N.W.: 5.5kg G.W.: 6.5kg  
Load bearing: 159kg

### Basket Stretcher GI-F20B 272kg load capacity Detachable



### Ambulance Stretcher



Model: GI-A5  
High Position: 196\*55\*86cm  
Low Position: 196\*55\*25cm  
159kg load capacity  
Chair style, easy to pass narrow place



Model: GI-A6  
159KG Load capacity



### Transfer stretcher Model: GI-3F3

- Main Features**
- High grade mild steel frame
  - Two pieces of aluminum alloy side rails, collapsible
  - Back section is operated by gas spring

- Specification**
- Size: L2110\*W690\*H460-810mm
  - Hi-LOW: 460-810mm
  - Back section adjustable: 0-80°
  - Caster diameter: 125mm
  - Loading capacity: 180kg



### Model: GI-3F4

- Height is operated by US ACUTANT hydraulic pump
- Central brake system
- With I.V. pole, mattress
- With bump casters on four corners

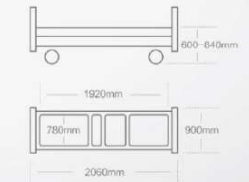
- Specification**
- Size: L2110\*W690\*H460-810mm
  - Hi-LOW: 460-810mm
  - Back section adjustable: 0-80°
  - Trendelenburg & reverse-trendelenburg: 0-10°
  - Caster diameter: 125mm
  - Loading capacity: 180kg



### Bath bed Model: GI-3B2



- Main features**
- Full stainless steel frame
  - Stainless steel side rails
  - With complete water proof shower basin, cushioned and covered with leather
  - With IP55 waterproof motor to adjust the height
  - Heavy duty caster, diameter of 125mm, with dust-proof cover, two with brake
  - I.V. pole



### Patient stretcher Model: GI-2L1

- Main Features**
- High grade mild steel frame
  - Cushioned with foam mattress, covered with leather, waterproof
  - Two pieces of metal side rails, pull up and lay down
  - Back section is operated by ratchet
  - Bump casters on four corners
  - Four casters, two with brakes
  - With basket
  - With I.V. pole



- Specification**
- Size: L1900\*W540\*H800mm
  - Back section adjustable: 0-75°
  - Caster diameter: 125mm
  - Thickness of mattress: 70mm
  - Side rail length: 1000mm
  - Loading capacity: 180kg

### Model: GI-2L2

- Main Features**
- Whole stainless steel frame
  - Two pieces of side rails, pull up and lay down
  - Up stretcher is removable
  - Four casters, two with brakes
  - With plastic linen basket
  - With I.V. pole



- Specification**
- Size: L1950\*W690\*H790mm
  - Caster diameter: 125mm
  - Side rail length: 1000mm
  - Loading capacity: 180kg

### Exam bed Model: GI-3E2



- Features**
- whole mild steel frame
  - Cushioned with foam mattress, leather covered, waterproof
  - Mounted on four rubber feet
  - Back rest adjustable by pole in various degree
  - Knee section adjustable by pole in various degree
  - Detachable construction

- Specification**
- Table Length: 1880mm
  - Table width: 650mm
  - Height: 750mm
  - Back board upwards: 0-75°
  - Leg board downwards: 0-90°

- Spare parts**
- Infusion stand - 1 pc
  - Leg support - 1 pair
  - Armrest - 1 pair
  - Arm support - 1 pc
  - S.S Basin - 1pc